

POST CAPS
Die Cast Aluminum



Size	Part #	P/Sack	Wt.	Full Sack	Less Sack
1-3/8"	PC-DC138	350	0.07		
1-5/8"	PC-DC158	350	0.10		
1-7/8"	PC-DC178	250	0.11		
2-3/8"	PC-DC238	150	0.15		
2-7/8"	PC-DC278	150	0.20		




Pressed Steel

Size	Part #	P/Sack	Wt.	Full Sack	Less Sack
1-3/8"	PC-PS138	100	0.07		
1-5/8"	PC-PS158	100	0.10		
1-7/8"	PC-PS178	100	0.11		
2-3/8"	PC-PS238	50	0.15		
2-7/8"	PC-PS278	50	0.20		
3-1/2"	PC-PS350	25	0.55		
4"	PC-PS400	25	1.00		
4-1/2"	PC-PS450	25	1.2		
6-5/8"	PC-PS658	10	3.3		

Malleable

Size	Part #	P/Sack	Wt.	Full Sack	Less Sack
6-5/8"	PC-CI658	4	6.6		
8-5/8"	PC-CI858	4	10.4		



WELD ON POST CAPS

Size	Part #	P/Sack	Wt.	Full Sack	Less Sack
1 3/8"	PC-WL138	200	0.04		
1 5/8"	PC-WL158	200	0.05		
1 7/8"	PC-WL178	200	0.07		
2 3/8"	PC-WL238	100	0.13		



SQUARE POST CAPS

Size	Part #	P/Sack	Wt.	Full Sack	Less Sack
2" X 2"	PC-SQ200	100	0.097		
2 1/2" X 2 1/2"	PC-SQ250	100	0.127		
3" X 3"	PC-SQ300	100	0.224		
4" X 4"	PC-SQ400	50	0.264		
6" X 6"	PC-SQ600	20	0.730		

ALUMINUM POST PLUG -
For Medium Weight Tubing



Size	Part #	P/Sack	Wt.	Full Sack	Less Sack
1 3/8"	PP-SC138	100	0.058		
1 5/8"	PP-SC158	100	0.094		
1 7/8"	PP-SC178	100	0.111		
2 3/8"	PP-SC238	100	0.174		

RAIL ENDS

Die Cast Aluminum

Size	Part #	P/Sack	Wt.	Full Sack	Less Sack
1-3/8"	RE-DC138	500	0.13		
1-5/8"	RE-DC158	250	0.18		



Pressed Steel

Size	Part #	P/Sack	Wt.	Full Sack	Less Sack
1-3/8"	RE-PS138	100	0.14		
1-5/8"	RE-PS158	100	0.39		
1-7/8"	RE-PS178	50	0.51		
2-3/8"	RE-PS238	50	0.40		



Two Hole Rail Ends

Size	Part #	P/Sack	Wt.	Full Sack	Less Sack
1-5/8"	RE-PS2H5	100	0.47		
1-7/8"	RE-PS2H7	100	0.50		

Flat Back Rail End - PS


Size	Part #	P/Sack	Wt.	Full Sack	Less Sack
1-5/8"	RE-WD158	100	0.35		



TOP RAIL SLEEVES

Size	Part #	P/Sack	Wt.	Full Sack	Less Sack
1-3/8 X 6"	SL-13806	100	0.45		
1-5/8 X 6"	SL-15806	50	0.62		
1-5/8" X 7"	SL-15807	100	0.72		
1-7/8 X 7"	SL-17807	50	0.78		
Expansion Spring	SL-158EX	75	0.13		





TENSION BARS

Tension Bars - 3/16 X 5/8 (A)

	Part #	P/Sack	Wt.	Full Sack	Less Sack
3'	TB-A0036	25	0.9		
3-1/2'	TB-A0042	25	1.1		
4'	TB-A0048	25	1.3		
5'	TB-A0060	25	1.6		
6'	TB-A0072	25	1.9		

Tension Bars - 3/16 X 3/4 (B)

	Part #	P/Sack	Wt.	Full Sack	Less Sack
4'	TB-B0048	25	1.5		
5'	TB-B0060	25	1.9		
6'	TB-B0072	25	2.3		
7'	TB-B0084	25	2.7		
8'	TB-B0096	25	3.1		

Tension Bars - 1/4 X 3/4 (C)

	Part #	P/Sack	Wt.	Full Sack	Less Sack
6'	TB-C0072	25	3.1		
7'	TB-C0084	25	3.6		
8'	TB-C0096	25	4.6		
10'	TB-C0120	25	5.2		
12'	TB-C0144	25	6.3		



BRACE BANDS

Regular Brace Bands - 12 ga. X 3/4"

	Part #	P/Sack	Wt.	Full Sack	Less Sack
1-3/8"	BB-LW138	250	0.1		
1-5/8"	BB-LW158	250	0.2		
1-7/8"	BB-LW178	250	0.2		
2-3/8"	BB-LW238	250	0.2		
2-7/8"	BB-LW278	200	0.3		
3-1/2"	BB-LW350	100	0.3		
4"	BB-LW400	100	0.4		


Heavy Brace Bands - 1/8" X 1"

	Part #	P/Sack	Wt.	Full Sack	Less Sack
1-3/8"	BB-HV138	125	0.2		
1-5/8"	BB-HV158	125	0.3		
1-7/8"	BB-HV178	125	0.3		
2-3/8"	BB-HV238	125	0.3		
2-7/8"	BB-HV278	125	0.4		
3-1/2"	BB-HV350	100	0.5		
4"	BB-HV400	100	0.5		
4-1/2"	BB-HV450	50	0.6		
6-5/8"	BB-HV658	50	0.8		
8-5/8"	BB-HV858	50	1.0		

SQUARE BRACE BANDS

Regular 12 ga. X 3/4"

	Part #	P/Sack	Wt.	Full Sack	Less Sack
1 1/2"	BB-SQ150	50	0.3		
2"	BB-SQ200	50	0.3		
2 1/2"	BB-SQ250	50	0.4		
3"	BB-SQ300	50	0.4		
4"	BB-SQ400	50	0.50		
6"	BB-SQ600	50	0.7		



2 WAY BRACE BANDS

	Part #	P/Sack	Wt.	Full Sack	Less Sack
1-7/8" 180 °	BB-LX180	100	0.23		
2-3/8" 180 °	BB-LX280	100	0.26		
2-7/8" 180 °	BB-LX380	100	0.30		
4" 180 °	BB-LW480	100	0.40		



TENSION BANDS - Regular


Regular Tension Bands - 14 ga. X 3/4"

	Part #	P/Sack	Wt.	Full Sack	Less Sack
1-3/8"	TB-LW138	250	0.12		
1-5/8"	TB-LW158	250	0.15		
1-7/8"	TB-LW178	250	0.16		
2-3/8"	TB-LW238	250	0.18		
2-7/8"	TB-LW278	200	0.23		
3-1/2"	TB-LW350	100	0.26		
4"	TB-LW400	100	0.30		

Heavy Tension Bands - 1/8" X 1"

	Part #	P/Sack	Wt.	Full Sack	Less Sack
1-3/8"	TB-HV138	125	0.26		
1-5/8"	TB-HV158	125	0.3		
1-7/8"	TB-HV178	125	0.34		
2-3/8"	TB-HV238	125	0.40		
2-7/8"	TB-HV278	125	0.45		
3-1/2"	TB-HV350	100	0.53		
4"	TB-HV400	100	0.60		
4-1/2"	TB-HV450	100	0.66		
6-5/8"	TB-HV658	50	0.85		
8-5/8"	TB-HV858	50	1.10		

**SQUARE TENSION BANDS -
Regular 14 ga. X 3/4"**



	Part #	P/Sack	Wt.	Full Sack	Less Sack
1 1/2"	TB-SQ150	50	0.23		
2"	TB-SQ200	50	0.28		
2 1/2"	TB-SQ250	50	0.33		
3"	TB-SQ300	50	0.38		
4"	TB-SQ400	50	0.30		
6"	TB-SQ600	50	0.65		



CARRIAGE BOLTS - With Nut

5/16 X 1-1/4	CB-31125	2000	0.06		
5/16 X 1-1/2	CB-31150	1000	0.06		
5/16 X 2	CB-31200	1000	0.06		
5/16 X 2-1/4	CB-31225	1000	0.06		
5/16 X 2-1/2	CB-31250	1000	0.07		
3/8 X 1-1/4	CB-38125	1000	0.07		
3/8 X 1-1/2	CB-38150	1000	0.08		
3/8 X 1-3/4	CB-38175	1000	0.09		
3/8 X 2	CB-38200	1000	0.10		
3/8 X 2-1/4	CB-38225	1000	0.11		
3/8 X 2-1/2	CB-38250	1000	0.12		
3/8 X 3	CB-38300	1000	0.14		
3/8 X 3-1/2	CB-38350	1000	0.15		

BLACK Carriage Bolts

5/16" x 1-1/4"	CB-B1125	1000	0.06		
3/8" x 1 1/4"	CB-B3125	1000	0.07		



EYE TOPS

Die Cast Aluminum

1-5/8 X 1-3/8	ET-DC153	200	0.16		
1-7/8 X 1-3/8	ET-DC173	100	0.18		
1-7/8 X 1-5/8	ET-DC175	100	0.22		
2-3/8 X 1-5/8	ET-DC235	100	0.25		



Pressed Steel

1-5/8 X 1-3/8	ET-PS153	100	0.21		
1-5/8 X 1-5/8	ET-PS155	100	0.32		
1-7/8 X 1-3/8	ET-PS173	100	0.25		
1-7/8 X 1-5/8	ET-PS175	100	0.27		
-7/8 X 1-5/8 Hv	ET-HV175	100	0.41		
2-3/8 X 1-5/8	ET-PS235	50	0.43		
2-7/8 X 1-5/8	ET-PS275	50	0.75		
4" X 1-5/8	ET-PS400	25	2.10		

ONE PIECE 45 DEGREE



Barb Arm Regular

1-5/8 X 1-5/8	OP-BA155	25	1.7		
1-7/8 X 1-5/8	OP-BA175	25	2.3		
2-3/8 X 1-5/8	OP-BA235	25	2.5		
2-7/8 X 1-5/8	OP-BA275	25	1.8		



VERTICAL BARB ARM

1-5/8"	OP-BV155	25	1.70		
1-7/8"	OP-BV175	25	1.76		
2-3/8"	OP-BV235	25	1.92		



"V" BARB ARM

1-7/8"	OP-VA175	25	2.75		
2-3/8"	OP-VA235	25	3.00		



BARB BASE - Pressed Steel

1 7/8 x 1 5/8"	BB-PS175	50	0.75		
2 3/8 x 1 5/8"	BB-PS235	50	0.88		
2 7/8 x 1 5/8"	BB-PS275	50	1.25		
S-Slot Blade	EA-BOSST	50	0.86		

UNIVERSAL BARB BRACKET

EA-BOUNV	50	0.23			
----------	----	------	--	--	--

CORNER EXTENSION ARM

Pressed Steel

2-3/8"	CE-APS23	10	5.2		
2-7/8"	CE-APS27	10	5.5		
4"	CE-APS04	10	4.01		

Malleable

2-3/8"	CE-AM238	5	4.00		
2-7/8"	CE-AM278	5	5.00		
4"	CE-AM400	5	7.60		

"V" Corner Arm - PS

2-3/8"	CE-APV23	5	5.95		
2-7/8"	CE-APV27	5	6.15		

"V" Corner Arm - Malleable

2-3/8"	CE-VA238	5	7.00		
2-7/8"	CE-VA278	5	8.00		
4"	CE-VA400	5	10.60		

TIE WIRES



9 Ga Aluminum	PN	Case	Full Case	Less Box
9 Ga. x 6-1/2" #13	AL-FT650	3700		
9 Ga. x 8-1/4" #16	AL-FT825	3100		
9 Ga. x 9-1/4"	AL-FT925	1000		
9 Ga. x 11" #17	AL-FT110	1000		
9 Ga. x 13"	AL-FT130	1000		
6 Ga. x 6-1/2"	AL-FT665	1000		
6 Ga. X 8-1/2"	AL-FT685	1000		

Steel Ties

11 ga x 6-1/2"	ST-11650	2000		
11 ga x 8 1/4"	ST-11825	1500		
11 ga x 11"	ST-11110	1000		
9 ga x 6 1/2"	ST-09650	1000		
9 ga x 7"	ST-09700	1000		
9 ga x 8 1/4"	ST-09825	1000		
9 ga x 12"	ST-09012	1000		

PVC Tie Wires - "Steel"

BK = Black, GR = Green, BN = Brown

6-1/2"	VT-___650	1400	.03 lbs
8-1/4"	VT-___850	1000	.04 lbs
12"	VT-___120	1000	.05 lbs

PVC Tie Wires - "Heavy Aluminum" .114 / .188"

6-1/2"	VT-47650	2400	.018 lbs
8-1/4"	VT-47825	1700	.0218 lbs
9-1/2"	VT-47950	1700	.0241 lbs

HOG RINGS

	Case	Pieces P/Lbs
11 ga. Stl	HR-11GAS	25 lbs 127 P/lbs
9 ga. Stl	HR-9CLS3	25 lbs 88 P/lbs.
12 1/2 Ga Stl	HR-12GAS	25 lbs 224 P/lbs.
9 ga. Alum.	HR-09ALU	1 lbs 264 P/lbs.
PVC 9 ga	HR-009__	25 163 P/lbs.



TENSION WIRE



Price Per Coil

	100 lbs	50 lbs	25 lbs	10 lbs
9 Ga Galvanized 17' Per lbs.	TW-9G100	TW-9G050	TW-9G025	TW-9G010
9 Ga BLACK PVC 25' Per lbs	TW-9B100	TW-9B050	TW-9B025	TW-9B010

Price Per Pound

	100 lbs	50 lbs	25 lbs
7 Ga Marcellled 11-1/2' Per Pound	20-07312	20-07313	20-07314

				1320'	660'
Barb Wire ~ "4" Point				Full Spool	Half Spool
Commercial	18-10480	18-1X480	84 lbs	\$83.92	\$48.26
Class III	17-C3405	17-C34X5	86 lbs	\$92.45	\$53.16
Aluminized	17-AZ405		82 lbs	\$189.93	N/A
PVC	92-V1245	93-V1245	62 lbs	\$184.41	N/A



BARB WIRE RATCHET

BB-URCHT	25	\$1.45	1.61
----------	----	--------	------

TRUSS RODS



8'	TT-GR096	25	2.6
10-1/2'	TT-GR126	25	3.4
12'	TT-GR144	25	3.9
14'	TT-GR168	25	4.5
20'	TT-GR240	25	6.5

TRUSS ROD TIGHTNERS



TT-PS001	100	0.59
----------	-----	------

TURNBUCKLES



Eye & Eye 3/8"

Malleable	TB-EE6MA	10	0.50
Aluminum	TB-EE6AL	10	0.36

CHAIN - Galvanized



Untested

5/16"	CH-GALUT	1.15	\$1.95
-------	----------	------	--------

SIGN MOUNT BRACKETS



2 3/8" X 1"	50	0.36
-------------	----	------


CORRAL FITTINGS



Universal Post Plate	100	0.33
----------------------	-----	------



Dual Post Cap	50	0.70
---------------	----	------



FLANGE PLATE ~ Galvanized

				Full Sack	Less Sack
3 X 6 X 1/4"	FP-02536	10	1.1		
6 X 6 X 1/4"	FP-02566	10	2.3		
8 X 8 X 1/2"	FP-05088	10	8.4		

WELDED FLANGE PLATE - (Add for Post)

3 X 6 X 1/4"	FP-02536	10			
6 X 6 X 1/4"	FP-02566	10			
8 X 8 X 1/2"	FP-05088	10			



MALLEABLE FLOOR FLANGE

1-7/8"	FF-MA178	10	4.10		
2-3/8"	FF-MA238	10	5.00		
2-7/8"	FF-MA278	10	6.2		



PIPE SUPPORT CLAMPS - 3/4" Hole

2 3/8"	10	2.6		
2 7/8"	10	2.7		



CONCRETE ANCHOR BOLTS 1/2"

2-3/4"	AB-12234	50	0.21	\$0.75	\$0.83
3-3/4"	AB-12334	50	0.24	\$0.81	\$0.90



U - BOLTS 1/2" Galvanized

1-7/8"	UB-17550	50	0.5		
2 3/8"	UB-23850	50	0.6		
2-7/8"	UB-27850	50	0.6		
4"	UB-40050	50	0.7		



WOOD TO STEEL ADAPTER -

*** Line Post**

1-7/8"	WS-AB178	50	0.80		
2-3/8"	WS-AB238	25	0.84		
2-7/8"	WS-AB278	50	1.05		

*** Adjustable Line Post Adapter**

1-7/8"	WS-AJ178	50	0.80		
2-3/8"	WS-AJ238	50	0.84		



WOOD TO STEEL ADAPTER

*** End Post**

1-7/8"	WS-EN178	50	0.82		
2-3/8"	WS-EN238	50	0.86		



WOOD TO STEEL ADAPTER

*** Corner Post**

1-7/8"	WS-CR178	50	1.24		
2-3/8"	WS-CR238	50	1.35		

< New



2 X 4 WOOD CLIPS

15-2X4CL	200	0.02	\$0.37	\$0.41
----------	-----	------	--------	--------



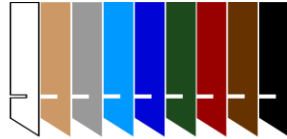
1/8" GALVANIZED PLATE

3" X 5"	FP-01835	25	0.5		
---------	----------	----	-----	--	--



PERLIN CLAMPS

1-3/8" x 1/3/8"	PL-CL133	100	0.38		
1-5/8" x 1/3/8"	PL-CL153	100	0.42		
1-7/8" x 1-3/8"	PL-CL173	100	0.42		



V-I-P SLATS

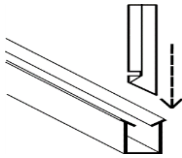
Vertical Insert Picket

Advantage (Boxed)

Arrowlock (Bagged)

"W" Shape Single Thickness

Tube Slats ~ Extruded Flat



Fence Ht	P/Box	P/N	Wt Each	P/Bag	P/N	Wt Each
3'		81-A (1) 36	4.5		81-N (1) 36	7.50
3-1/2'		81-A (1) 42	5.3		81-N (1) 42	8.80
4'		81-A (1) 48	6.0		81-N (1) 48	10.00
5'		81-A (1) 60	7.5		81-N (1) 60	13.00
6'		81-A (1) 72	9.0		81-N (1) 72	15.00
7'		81-A (1) 84	10.5		81-N (1) 84	18.00
8'		81-A (1) 96	12.0		81-N (1) 96	20.00
10' (4)		81-A (1) 10	15.0		81-N (1) 10	28.00
12' (4)		81-A (1) 12	16.5		81-N (1) 12	33.00
Additional Bottom Lock Strip 3/4" Long \$1.25				Industrial Slate 2 1/4" Wide 6' \$0.88 81-W(1)72		
			81-A (1) ST			

Length: Slats Are Approximately 4" Shorter (+/- 1/4") Than Fence Height. 82 Slats Per Package.

(1) COLOR: GR = Green, BN = Brown, RW = Redwood, BK = Black, BG = Beige, SL = Silver, WH = White, DB = Dark Blue, BL = Blue

(2) 3', 42", 4', 5' & 6' Arrowlock Inventory Is 1-1/8" Wide - For 2" - 11 Ga. Chain Link. \$25.00 Set-Up For 1" - 9 Ga. Chain Link.

(3) 7', 8', 10' & 12' Arrowlock Is 1" Wide - For #9 Ga. Chain Link. \$25.00 Set-Up For 1-1/4" Wide For 11 ga.

(4) Non-Stock / Special Order Item.

Bottom Channel Lock

*Exact representation of slat colors in printing is difficult. Please refer to actual color samples for final matching.

Winged Slats®

* Special Order Item ~ Lead Time Required

New >


Height	Per Bag	Weight
4		10 lbs
5		12 lbs
6		14 lbs
7		16 lbs
8		18 lbs

Slats Are 2" Shorter Than Fence Height ~ 82 Slats Per Bag.
2" Mesh Chain Link; 11 or 9 Ga. No Locking Channel Required.



Reflective Slats®

New >



Height	Price Each	Weight
4'		1 lbs
6'		1.5 lbs

Available Colors * Silver & Gold - Specify

Powder Coated "Black" Fence Fittings

(Add 15% For Green, Brown, White)



TENSION BANDS ~ Including Nut & Bolt

Size	P/N	P/Box	Full Sack	Less Sack
1 3/8"	TB-BK138	50		
1 5/8"	TB-BK158	100		
1-7/8"	TB-BK178	100		
2-3/8"	TB-BK238	100		
2-7/8"	TB-BK278	50		
4"	TB-BK400	50		
6 5/8"				



BRACE BANDS ~ Including Nut & Bolt

1 3/8"	BB-BK138	100		
1 5/8"	BB-BK158	100		
1-7/8"	BB-BK178	100		
2-3/8"	BB-BK238	100		
2-7/8"	BB-BK278	50		
4"	BB-BK400	50		
6 5/8"				



POST CAPS -

1 3/8"	PC-BK138	25		
1 5/8"	PC-BK158	25		
1-7/8"	PC-BK178	25		
2-3/8"	PC-BK238	25		
2-7/8"	PC-BK278	25		
4"	PC-BK400	25		



RAIL ENDS

1-3/8"	RE-BK138	50		
1-5/8"	RE-BK158	50		
1 5/8" 2 Hole	RE-BK2H5	50		



EYE TOPS

1-5/8 X 1-3/8	ET-BK153	50
1-5/8 X 1-5/8	ET-BK155	50
1-7/8 X 1-3/8	ET-BK173	50
1-7/8 X 1-5/8	ET-BK175	25
2-3/8 X 1-5/8	ET-BK235	25
2-7/8 X 1-5/8	ET-BK275	25



BARB ARMS ~ 1pc 45 Degree

1-7/8 X 1-5/8	OP-BK175	25
2 3/8 X 1 5/8	OP-BK235	25




CORNER EXT. ARMS (P.S.)

2-3/8"	5
2-7/8"	5
4"	5



TOP RAIL SLEEVES

1-3/8"	SL-BK138	50
1-5/8"	SL-BK158	50



TENSION BARS

3'	TB-BK036	25
3-1/2'	TB-BK042	25
4'	TB-BK048	25
5'	TB-BK060	25
6'	TB-BK072	25
7'	TB-BK084	25
8'	TB-BK096	25
10'	TB-BK120	25
12'	TB-BK144	25

Powder Coat "BLACK" Fittings
(Add 15% For Green, Brown, White)

TRUSS RODS



Size	P/N	P/Box	Full Sack	Less Sack
10 1/2'	TT-BK126	25		
12'	TT-BK144	25		

TRUSS ROD TIGHTNER



TT-BK002	25
----------	----

PVC TIE WIRES ~ STEEL (Black, Green, Brown)



Size	P/N	P/Box	Case Price	Box Price
6 1/2"	VT-BK650	100		
8 1/4"	VT-BK850	100		

PVC TIE WIRES ~ Alum. .114/.188"

6-1/2" ~ Black Only	VT-47650
8-1/4" ~ Black Only	VT-47825
9-1/2" ~ Black Only	VT-47950

"BLACK" Carriage Bolt & Nut



Size	P/N	P/Box	Full Sack	Less Sack
5/16 X 1-1/4	CB-B1125	100	0.06	
3/8 X 1-1/4	CB-B3125	100		

BLACK SPRAY PAINT

Cardinal BK-12	BK-PAINT
----------------	----------

TENSION WIRE - Smooth



9 Ga BLACK PVC	100 lbs	50 lbs	25 lbs	10 lbs
25' Per lbs				

TW-9B100GW-9B05(TW-9B025TW-9B010

PVC HOG RING (Black, Green, Brown)



HR-009BK	152 P/lbs.	25 lbs
----------	------------	--------

Domestic Fence Fittings
ASTM F 626

POST CAPS - Pressed Steel

Size	P/N	P/Box	Full Sack	Less Sack
2-3/8"	PC-DM238	250		
2-7/8"	PC-DM278	125		
4"	PC-DM400	25		
6-5/8"	PC-DM658	25		



RAIL ENDS - Pressed Steel

1-5/8"	RE-DM158	100
1-7/8"	RE-DM178	50

2-HOLE RAIL END - Pressed Steel

1-5/8"	RE-DM215	100
1-7/8"	RE-DM217	100



EYE TOPS - Pressed Steel

1-7/8 X 1-5/8	ET-DM175	100
2-3/8 X 1-5/8	ET-DM235	50
2-7/8 X 1-5/8	ET-DM275	50



BRACE BANDS -

Heavy 1/8" X 1"

1-7/8"	BB-HV178	125
2-3/8"	BB-HV238	125
2-7/8"	BB-HV278	100
3-1/2"	BB-HV350	100
4"	BB-HV400	50
4-1/2"	BB-HV450	50
6-5/8"	BB-HV658	50
8-5/8"	BB-HV858	50

TENSION BANDS -

Heavy 1/8" X 1"

Size	P/N	P/Box	Full Sack	Less Sack
1-7/8"	TB-HV178	125		
2-3/8"	TB-HV238	125		
2-7/8"	TB-HV278	125		
3-1/2"	TB-HV350	100		
4"	TB-HV400	100		
4-1/2"	TB-HV450	100		
6-5/8"	TB-HV658	50		
8-5/8"	TB-HV858	50		



TOP RAIL SLEEVES

1-5/8 X 6"	SL-DM156	100
1-5/8" X 7"		100
1-7/8 X 7"		50



ONE PIECE 45 Deg. BARB ARMS - PS

1-7/8 X 1-5/8	OP-DBA17	25
2-3/8 X 1-5/8	OP-DBA23	25
2-7/8 X 1-5/8	OP-DBA27	25



CORNER EXTENSION ARM - PS

2-3/8"	10
2-7/8"	10
4"	5



TRUSS TIGHTNERS

TT-DM001	100	0.59
----------	-----	------

