

**\* Wholesale**

**Feb, 2014**

Replaces Jan, 2012



## Complete Line Fence

### PF 10 / MEDIUM WEIGHT ~ Galvanized

Residential ~ Commercial Grade

**COMPLETE PRICE PER LINEAL FOOT / INCLUDES: Chain Link Fence, Line Post ( for 10' max. spacing ), Top Rail, Eye Tops, Tie Wires. Add For Terminal Post, Below. Add For Terminal Post ( Below ).**

Fence Height	Framework		Galvanized Chain Link 2" Mesh #11 Ga			PVC Coated Chain Link <sup>(1)</sup> 2" Mesh #9 Ga.		
	Line Post	Top Rail	450' +	1-449'	PN	450' +	1-449'	PN
3'	1-5/8"	1-3/8"			56-02036			
3 1/2'	1-5/8"	1-3/8"			56-02042			
4'	1-5/8"	1-3/8"			56-02048			59-V3048
3'	1-7/8"	1-5/8"			N			
3 1/2'	1-7/8"	1-5/8"			N			
4'	1-7/8"	1-5/8"			56-02X48			
5'	1-7/8"	1-5/8"			56-02X60			
6'	1-7/8"	1-5/8"			56-02X72			59-V3X72
(2) 6'+1	1-7/8"	1-5/8"			N			N
(2) 6'+1	2-3/8"	1-5/8"						

(1) PVC Coated Chain Link / Colors: Black, Brown, Green  
(2) 6+1 = 6' Chain Link Plus "3" Strand Barb Wire.  
\* Bottom 9 Ga Tension Wire Add: **\$0.10** P/ Lineal Foot.

### \* 2-3/8" PF-10 TERMINAL POST ~ Complete With Fittings

Description	Fence Height					
	3' H.	3-1/2' H.	4' H.	5' H.	6' H.	6+1'
End ~ Gate Post	60-EP236	60-EP242	60-EP248	60-EP260	60-EP272	66-EP26X
Corner Post	60-CP236	60-CP242	60-CP248	60-CP260	60-CP272	66-CP26X
Hook Up	77-HU238	77-HU238	77-HU238	77-HU238	77-HU238	77-HU238

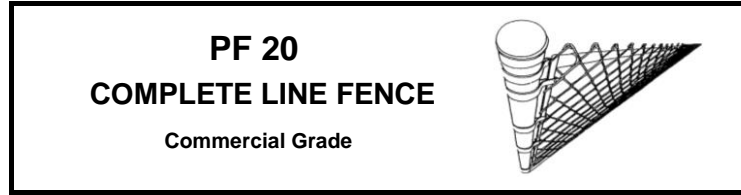
### \* 2-7/8" PF-40 Terminal Post ~ Complete With Fittings

Description	Fence Height					
	3'	3-1/2'	4'	5'	6'	6+1'
End ~ Gate Post For Gates 5'-12' Wide					72-EP372	72-EP261

### \* Gates ~ 1 3/8" Welded Square Frame ~ Includes Hinges & Latch

Opening ( Clear Distance Between Post )	Height					
	3' H.	3-1/2' H.	4' H.	5' H.	6' H.	6+1 (3)
3'	23-00336	23-00342	23-00348	23-00360	23-00372	27-00307
3-1/2'	23-04236	23-04242	23-04248	23-04260	23-04272	27-00427
4'	23-00436	23-00442	23-00448	23-00460	23-00472	27-00407
5'	23-00536	23-00542	23-00548	23-00560	23-00572	27-00507
6'			24-00648	24-00660	24-00672	28-00607
10' Dbl. Swing	25-01036	25-01042	25-01048	25-01060	25-01072	29-01007
12' Dbl. Swing	25-01236	25-01242	25-01248	25-01260	25-01272	29-01207

Gates With PVC Chain Link Add \$.20 P/Sq Ft ~ (3) 1-5/8" PF-20 Gate Frame, Commercial Grade



COMPLETE PRICE PER LINEAL FOOT / INCLUDES: Chain Link Fence. Line Post ( for 10' max. spacing ). Top Rail, Eye Tops, Tie Wires. Add For Terminal Post, Below.							
Framework							
PN	Height	Line Post	Top Rail	Fence	450' +	1-449'	Est. Weight
N	3'	1-7/8"	1-5/8"	<b>11 Ga</b> <b>Galvanized</b>			4.5 lbs
N	3-1/2'	1-7/8"	1-5/8"				4.7 lbs
N	4'	1-7/8"	1-5/8"				5.2 lbs
N	5'	1-7/8"	1-5/8"				6.1 lbs
62-02X72	6'	1-7/8"	1-5/8"				6.0 lbs
62-02X84	7'	2-3/8"	1-5/8"	<b>11 Ga</b> <b>Galvanized</b>			8.0 lbs
62-02X96	8'	2-3/8"	1-5/8"				9.0 lbs
62-02X10	10'	2-3/8"	1-5/8"				10.5 lbs
62-02X12	12'	2-3/8"	1-5/8"				12.0 lbs.
62-02B61	6+1	1-7/8"	1-5/8"	<b>11 Ga</b> <b>Galvanized</b>			7.0 lbs
62-02B71	7+1	2-3/8"	1-5/8"				8.5 lbs
62-02B81	8+1	2-3/8"	1-5/8"				9.0 lbs
N	3'	1-7/8"	1-5/8"	<b>9 Ga</b> <b>Galvanized</b>			5.2 lbs
N	3-1/2'	1-7/8"	1-5/8"				5.6 lbs
N	4'	1-7/8"	1-5/8"				6.1 lbs
N	5'	1-7/8"	1-5/8"				7.1 lbs
63-03X72	6'	1-7/8"	1-5/8"				7.5 lbs
63-03X84	7'	2-3/8"	1-5/8"	<b>9 Ga</b> <b>Galvanized</b>			10.0 lbs
63-03X96	8'	2-3/8"	1-5/8"				10.5 lbs
63-03X10	10'	2-3/8"	1-5/8"				12.5 lbs
63-03X12	12'	2-3/8"	1-5/8"				14.5 lbs
63-03B61	6+1	1-7/8"	1-5/8"	<b>9 Ga</b> <b>Galvanized</b>			8.5 lbs
63-03B71	7+1	2-3/8"	1-5/8"				10.0 lbs
63-03B81	8+1	2-3/8"	1-5/8"				11.0 lbs
N	3'	1-7/8"	1-5/8"	<b>PVC</b> <b>9 Ga</b>			4.1 lbs
N	3-1/2'	1-7/8"	1-5/8"				4.6 lbs
N	4'	1-7/8"	1-5/8"				5.1 lbs
N	5'	1-7/8"	1-5/8"				6.1 lbs
64-V3X72	6'	1-7/8"	1-5/8"				6.5 lbs
64-V3X84	7'	2-3/8"	1-5/8"	<b>PVC</b> <b>9 Ga</b>			8.0 lbs
64-V3X96	8'	2-3/8"	1-5/8"				9.0 lbs
64-V3X10	10'	2-3/8"	1-5/8"				10.5 lbs
64-V3X12	12'	2-3/8"	1-5/8"				12.0 lbs
64-V3B61	6+1	1-7/8"	1-5/8"	<b>PVC</b> <b>9 Ga</b>			7.0 lbs
64-V3B71	7+1	2-3/8"	1-5/8"				8.5 lbs
64-V3B81	8+1	2-3/8"	1-5/8"				9.0 lbs
Bottom Tension Wire:					<b>\$0.06</b> P/Ft.		

**\* Wholesale**

**Nov, 2014**

**PF-20 ~ Continued**  
Commercial Grade

PN	Height	Framework		Fence	450' +	1-449'	Est. Weight
		Line Post	Top Rail				
N	4'	1-7/8"	1-5/8"	<b>Stapl-Lok</b>			8.0 lbs.
N	5'	1-7/8"	1-5/8"				8.5 lbs
65-S4X72	6'	1-7/8"	1-5/8"				9.0 lbs
65-S4X84	7'	2-3/8"	1-5/8"	<b>Stapl-Lok</b>			11.5 lbs
65-S4X84	8'	2-3/8"	1-5/8"				13.0 lbs
N	6+1	1-7/8"	1-5/8"	<b>Stapl-Lok</b>			10.0 lbs
N	7+1	2-3/8"	1-5/8"				11.5 lbs
N	8+1	2-3/8"	1-5/8"				13.0 lbs

**2-3/8" PF-20 TERMINAL POST / Complete With Fittings**

Description	Fence Height					
	3'	3-1/2'	4'	5'	6'	6+1
<b>End ~ Gate Post</b>	66-EP236	66-EP242	66-EP248	66-EP260	66-EP272	66-EP26X
<b>Corner Post</b>	66-CP236	66-CP242	66-CP248	66-CP260	66-CP272	66-CP26X
<b>Hook Up</b>	77-HU238	77-HU238	77-HU238	77-HU238	77-HU238	77-HU238
<b>Latch Post</b>						

**2-7/8" PF-20 TERMINAL POST / Complete With Fittings**

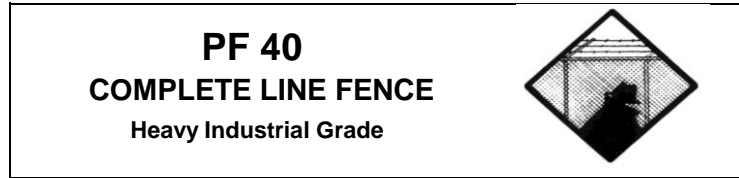
Description	Fence Height							
	6'	7'	8'	10'	12'	6+1'	7+1'	8+1'
<b>End ~ Gate Post</b>	66-EP372	66-EP284	66-EP296	66-EP210	66-EP212	66-EP261	66-EP371	66-EP381
<b>Corner Post</b>	66-CP372	66-CP284	66-CP296	66-CP210	66-CP212	66-CP261	66-CP371	66-CP381
<b>Hook Up</b>	77-HU278	77-HU278	77-HU278	77-HU278	77-HU278	77-HU278	77-HU278	77-HU278
<b>Latch Post</b>								

**BRACE ASSEMBLIES ~ Complete**

Horizontal Brace		Highway Brace		Diagonal Brace	
Price	Part #	Price	Part #	Price	Part #
	74-HZ010		75-HWY21		74-DT010

**\* Wholesale**

**Nov, 2014**



**COMPLETE PRICE PER LINEAL FOOT / INCLUDES: Chain Link Fence, Line Post ( for 10' max. spacing ), Top Rail, Eye Tops, Tie Wires. Add For Terminal Post, Below.**

PN	Height	Framework		Fence	450' +	1-449'	Est. Weight
		Line Post	Top Rail				
N	3'	1-7/8"	1-5/8"	<b>11 Ga</b> <b>Galvanized</b>			4.8 lbs
N	3-1/2'	1-7/8"	1-5/8"				5.2 lbs
N	4'	1-7/8"	1-5/8"				6.0 lbs
N	5'	1-7/8"	1-5/8"				7.0 lbs
68-02X72	6'	1-7/8"	1-5/8"				7.5 lbs
68-02XXX	6'	2-3/8"	1-5/8"	<b>11 Ga</b> <b>Galvanized</b>			8.6 lbs
68-02X84	7'	2-3/8"	1-5/8"				10.0 lbs
68-02X96	8'	2-3/8"	1-5/8"				10.5 lbs
68-02X10	10'	2-3/8"	1-5/8"				12.0 lbs
68-02X12	12'	2-3/8"	1-5/8"				13.5 lbs
68-02B61	6+1	1-7/8"	1-5/8"	<b>11 Ga</b> <b>Galvanized</b>			8.0 lbs
68-02BXX	6+1	2-3/8"	1-5/8"				9.0 lbs
68-02B71	7+1	2-3/8"	1-5/8"				10.5 lbs
68-02B81	8+1	2-3/8"	1-5/8"				11.0 lbs

N	3'	1-7/8"	1-5/8"	<b>9 Ga</b> <b>Galvanized</b>			5.2 lbs
N	3-1/2'	1-7/8"	1-5/8"				5.7 lbs
N	4'	1-7/8"	1-5/8"				8.0 lbs
N	5'	1-7/8"	1-5/8"				8.5 lbs
69-03X72	6'	1-7/8"	1-5/8"				9.0 lbs
69-03XXX	6'	2-3/8"	1-5/8"	<b>9 Ga</b> <b>Galvanized</b>			10.0 lbs
69-03X84	7'	2-3/8"	1-5/8"				11.5 lbs
69-03X96	8'	2-3/8"	1-5/8"				12.5 lbs
69-03X10	10'	2-3/8"	1-5/8"				14.5 lbs
69-03X12	12'	2-3/8"	1-5/8"				17.0 lbs
69-03B61	6+1	1-7/8"	1-5/8"	<b>9 Ga</b> <b>Galvanized</b>			9.5 lbs
69-03BXX	6+1	2-3/8"	1-5/8"				10.5 lbs
69-03B71	7+1	2-3/8"	1-5/8"				12.0 lbs
69-03B81	8+1	2-3/8"	1-5/8"				13.0 lbs

**Slatted Fence**

**Prewoven 2-1/2" Plastic Slats**

P/N	Height	Framework		Stapl-Lok		View Blocking Slat Fence ( VBS )		Est. Wt.
		Line Post	Top Rail	450' +	1-449'	450' +	1-449'	
N	4'	1-7/8"	1-5/8"					9.0 lbs
N	5'	1-7/8"	1-5/8"					9.5 lbs
71-S4X72	6'	1-7/8"	1-5/8"					10.0 lbs
71-S4XXX	6'	2-3/8"	1-5/8"					11.7 lbs
71-S4X84	7'	2-3/8"	1-5/8"					13.5 lbs
71-S4X96	8'	2-3/8"	1-5/8"					14.5 lbs
71-S4B61	6+1	1-7/8"	1-5/8"					11.0 lbs
71-S4BXX	6+1	2-3/8"	1-5/8"					12.0 lbs
71-S4B71	7+1	2-3/8"	1-5/8"					14.0 lbs
71-S4B81	8+1	2-3/8"	1-5/8"					15.0 lbs

**\* Wholesale**

**Feb, 2014**

**PF - 40 "Continued"**

PN	Height	Framework		9 Ga PVC Coated Chain Link Fence (1)			8 Ga PVC Coated Chain Link Fence (1) (2)		
		Line Post	Top Rail	Price			Price		
				450' +	1-449'	Est. Weight	450' +	1-449'	Est. Weight
N	3'	1-7/8"	1-5/8"			4.8 lbs			
N	3-1/2'	1-7/8"	1-5/8"			5.0 lbs			
N	4'	1-7/8"	1-5/8"			6.2 lbs			6.2 lbs
N	5'	1-7/8"	1-5/8"			7.2 lbs			7.2 lbs
70-V3X72	6'	1-7/8"	1-5/8"			7.7 lbs			7.7 lbs
70-V3X72	6'	2-3/8"	1-5/8"			8.7 lbs			8.7 lbs
70-V3X84	7'	2-3/8"	1-5/8"			10.0 lbs			10.0 lbs
70-V3X96	8'	2-3/8"	1-5/8"			10.9 lbs			10.9 lbs
70-V3X10	10'	2-3/8"	1-5/8"			12.7 lbs			12.7 lbs
70-V3X12	12'	2-3/8"	1-5/8"			14.6 lbs			14.6 lbs
70-V3B61	6+1	1-7/8"	1-5/8"			8.2 lbs			8.2 lbs
70-V3BXX	6+1	2-3/8"	1-5/8"			9.1 lbs			9.1 lbs
70-V3B71	7+1	2-3/8"	1-5/8"			10.3 lbs			10.3 lbs
70-V3B81	8+1	2-3/8"	1-5/8"			11.2 lbs			11.2 lbs

(1) Standard Color: Black - (2) 11 ga Core / 8 ga Finish - Extruded ASTM F 668-98 Cl. 2A  
Bottom Tension Wire: P/Ft.

**2-3/8" PF-40 TERMINAL POST / Complete With Fittings**

Description	Fence Height					
	3' H	3-1/2' H.	4' H	5' H	6' H	6+1' H
<b>End ~ Gate Post</b>	72-EP236	42-EP242	72-EP248	72-EP260	72-EP272	72-EP26X
<b>Corner Post</b>	72-CP236	72-CP242	72-CP248	72-CP260	72-CP272	72-CP26X
<b>Hook Up</b>						

**2-7/8" PF-40 TERMINAL POST / Complete With Fittings**

Description	Fence Height							
	6' H	7' H	8' H	10' H	12' H	6+1' H	7+1' H	8+1' H
<b>End Post</b>	72-EP372	72-EP284	72-EP296	72-EP210	72-EP212	72-EP261	72-EP271	72-EP281
<b>Corner Post</b>	72-CP372	72-CP284	72-CP296	72-CP210	72-CP212	72-CP261	72-CP271	72-CP281
<b>Hook Up</b>	77-HU278	77-HU278	77-HU278	77-HU278	77-HU278	77-HU278	77-HU278	77-HU278
<b>Latch Post</b>								

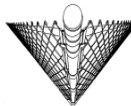
**4" PF-40 TERMINAL POST / Complete**

Description	6' H	7' H	8' H	10' H	12' H	6+1' H	7+1' H	8+1' H
<b>End Post</b>	72-EP472	72-EP484	72-EP496	72-EP410	72-EP412	72-EP461	72-EP471	72-EP481
<b>Hook Up</b>								

Horizontal Brace		Highway Brace		Diagonal Brace	
Price	Part #	Price	Part #	Price	Part #
	76-HZ010		76-HWY21		76-DT010

**\* Wholesale**

**Feb, 2014**

<p>Medium Weight / PF-10 Grade  <b>POWDER COAT ~ "Black"</b>          Residential Grade          * Add 15% For Brown, Green.</p> 
----------------------------------------------------------------------------------------------------------------------------------------------------------------------------------------------------------------------------------

<b>COMPLETE PRICE PER LINEAL FOOT / INCLUDES: Chain Link Fence, Line Post ( for 10' max. spacing ), Top Rail, Eye Tops, Tie Wires. Add For Terminal Post, Below.</b>					
Fence Height	Framework		Price		Part #
	Line Post	Top Rail	450' +	1-449'	
3'	1-5/8"	1-3/8"			
3-1/2'	1-5/8"	1-3/8"			
4'	1-5/8"	1-3/8"			
3'	1-7/8"	1-5/8"			56-BK036
3-1/2'	1-7/8"	1-5/8"			56-BK042
4'	1-7/8"	1-5/8"			56-BK048
5'	1-7/8"	1-5/8"			56-BK060
6'	1-7/8"	1-5/8"			56-BK072
6'	2 3/8"	1-5/8"			56-BK072
Tension Wire:			p/ Lineal Foot		


2-3/8" PF-10 Terminal Post ~ Complete With Fittings					
Description	3' H.	3-1/2' H.	4' H.	5' H.	6' H.
<b>End ~ Gate Post</b>					
Gates: 3' - 4' Opening	60-BKE36	60-BKE42	60-BKE48	60-BKE60	60-BKE72
<b>Corner Post</b>					
Gates: 3' - 4' Opening	60-BKC36	60-BKC42	60-BKC48	60-BKC60	60-BKC72
<b>Hook Up</b>					
<b>Latch Post</b>					

2-7/8" PF-40 Terminal Post ~ Complete With Fittings					
Description	3' H.	3-1/2' H.	4' H.	5' H.	6' H.
<b>End ~ Gate Post</b>					
Gates: 5' - 12' Opening					

Residential Gates ~ 1 3/8" Frame					
Opening	3' H.	3-1/2' H.	4' H.	5' H.	6' H.
3'	23-BK303	23-BK342	23-BK304	23-BK305	23-BK306
4'	23-BK403	23-BK442	23-BK404	23-BK405	23-BK406
5'	23-BK503	23-BK542	23-BK504	23-BK505	23-BK506
10' Dbl. Swing			25-BK104	25-BK105	25-BK106
12' Dbl. Swing			25-BK124	25-BK125	25-BK126

**\* Wholesale**

**Feb, 2014**

<p><b>PF-20 Grade</b> <b>POWDER COAT ~ "Black"</b> <b>Commercial Grade</b></p> 
----------------------------------------------------------------------------------------------------------------------------------------------------------------------------

**COMPLETE PRICE PER LINEAL FOOT / INCLUDES: Chain Link Fence, Line Post ( for 10' max. spacing ), Top Rail, Eye Tops, Tie Wires. Add For Terminal Post, Below.**

Height	Framework		<b>9 Ga. PVC Black</b>		<b>8 PVC Black (1)</b>	
	Line Post	Top Rail	450' +	1-449'	450' +	1-499'
3'	1-7/8"	1-5/8"				
3-1/2'	1-7/8"	1-5/8"				
4'	1-7/8"	1-5/8"				
5'	1-7/8"	1-5/8"				
6'	1-7/8"	1-5/8"				
6'	2-3/8"	1-5/8"				
7'	2-3/8"	1-5/8"				
8'	2-3/8"	1-5/8"				
10'	2-3/8"	1-5/8"				
12'	2-3/8"	1-5/8"				
6+1	1-7/8"	1-5/8"				
6+1	2-3/8"	1-5/8"				
7+1	2-3/8"	1-5/8"				
8+1	2-3/8"	1-5/8"				

(1) = 11/8 Ga. Non Spec Black PVC Chain Link Fence  
Bottom Tension Wire Add: \_\_\_\_\_ per lineal foot

**2-3/8" PF-20 Terminal Post ~ Complete With Fittings**

Description	Fence Height					
	3'	3-1/2'	4'	5'	6'	6+1
End ~ Gate Post						
Corner Post						
Hook Up						
Latch Post						

**2-7/8" PF-20 Terminal Post ~ Complete With Fittings**

Description	Fence Height							
	6'	7'	8'	10'	12'	6+1'	7+1'	8+1'
End ~ Gate Post								
Corner Post								
Hook Up								
Latch Post								

**\* Wholesale**

**Feb, 2014**



COMPLETE PRICE PER LINEAL FOOT / INCLUDES: Chain Link Fence, Line Post ( for 10' max. spacing ), Top Rail, Eye Tops, Tie Wires. Add For Terminal Post, Below.

Height	Framework		9 Ga. PVC Black		8 PVC Black (1)	
	Line Post	Top Rail	450' +	1-449'	450' +	1-499'
4'	1-7/8"	1-5/8"				
5'	1-7/8"	1-5/8"				
6'	1-7/8"	1-5/8"				
6'	2-3/8"	1-5/8"				
7'	2-3/8"	1-5/8"				
8'	2-3/8"	1-5/8"				
10'	2-3/8"	1-5/8"				
12'	2-3/8"	1-5/8"				
6+1	1-7/8"	1-5/8"				
6+1	2-3/8"	1-5/8"				
7+1	2-3/8"	1-5/8"				
8+1	2-3/8"	1-5/8"				

(1) = 11/8 Ga. Non Spec Black PVC Chain Link  
Bottom Tension Wire Add: \_\_\_\_\_ per lineal foot

**2-3/8" PF-40 Terminal Post ~ Complete With Fittings**

Description	Fence Height			
	4'	5'	6'	6+1
End ~ Gate Post Corner Post Hook Up				

**2-7/8" PF-40 Terminal Post ~ Complete With Fittings**

Description	Fence Height							
	6'	7'	8'	10'	12'	6+1'	7+1'	8+1'
End ~ Gate Post Corner Post Hook Up								

**4" PF-40 Terminal Post ~ Complete With Fittings**

Description	Fence Height							
	6'	7'	8'	10'	12'	6+1'	7+1'	8+1'
End ~ Gate Post								

Horizontal Brace	Highway Brace	Diagonal Brace
Price	Price	Price



**\* Wholesale**

**Nov, 2014**

**Complete Line Fence  
STRUCTURAL WEIGHT  
Commercial Grade**

COMPLETE PRICE PER LINEAL FOOT / INCLUDES: Chain Link Fence, Line Post ( for 10' max. spacing ), Top Rail, Eye Tops, Tie Wires. Add For Terminal Post, Below.

	Framework			Fabric	Price		Est. Weight
	Height	Line Post	Top Rail		450' +	1-449'	
N	3'	1-7/8"	1-5/8"	<b>11 Ga Galvanized</b>			4.5 lbs
N	3 1/2'	1-7/8"	1-5/8"		4.7 lbs		
N	4'	1-7/8"	1-5/8"		5.2 lbs		
N	5'	1-7/8"	1-5/8"		6.1 lbs		
62-02X72	6'	1-7/8"	1-5/8"		6.0 lbs		
62-02X84	7'	2 3/8"	1-5/8"	<b>11 Ga Galvanized</b>			8.0 lbs
62-02X96	8'	2 3/8"	1-5/8"		9.0 lbs		
62-02X10	10'	2 3/8"	1-5/8"		10.5 lbs		
62-02X12	12'	2 3/8"	1-5/8"		12.0 lbs.		
62-02B61	6+1	1-7/8"	1-5/8"	<b>11 Ga Galvanized</b>			7.0 lbs
62-02B71	7+1	2 3/8"	1-5/8"		8.5 lbs		
62-02B81	8+1	2 3/8"	1-5/8"		9.0 lbs		

N	3'	1-7/8"	1-5/8"	<b>9 Ga Galvanized</b>			5.2 lbs
N	3 1/2'	1-7/8"	1-5/8"		5.6 lbs		
N	4'	1-7/8"	1-5/8"		6.1 lbs		
N	5'	1-7/8"	1-5/8"		7.1 lbs		
63-03X72	6'	1-7/8"	1-5/8"		7.5 lbs		
63-03X84	7'	2 3/8"	1-5/8"	<b>9 Ga Galvanized</b>			10.0 lbs
63-03X96	8'	2 3/8"	1-5/8"		10.5 lbs		
63-03X10	10'	2 3/8"	1-5/8"		12.5 lbs		
63-03X12	12'	2 3/8"	1-5/8"		14.5 lbs		
63-03B61	6+1	1-7/8"	1-5/8"	<b>9 Ga Galvanized</b>			8.5 lbs
63-03B71	7+1	2 3/8"	1-5/8"		10.0 lbs		
63-03B81	8+1	2 3/8"	1-5/8"		11.0 lbs		

PN	Height	Prewoven		Price		Est. Weight
		Stapl-Lok		450' +	1-449'	
N	4'	1-7/8"	1-5/8"			6.5 lbs
N	5'	1-7/8"	1-5/8"	<b>Stapl-Lok</b>		8.5 lbs
65-S4X72	6'	1-7/8"	1-5/8"		9.0 lbs	
65-S4X84	7'	2 3/8"	1-5/8"		11.5 lbs	
65-S4X84	8'	2 3/8"	1-5/8"	<b>Stapl-Lok</b>		13.0 lbs
65-S4X61	6+1	1-7/8"	1-5/8"		10.0 lbs	
65-S4X71	7+1	2 3/8"	1-5/8"	<b>Stapl-Lok</b>		11.5 lbs
65-S4X81	8+1	2 3/8"	1-5/8"		13.0 lbs	
<b>Bottom Tension Wire: Add</b>				P/Ft.		

**\* Wholesale**

**Feb, 2014**

**STRUCTURAL Wt. ~ Continued**

**COMPLETE PRICE PER LINEAL FOOT / INCLUDES: Chain Link Fence, Line Post ( for 10' max. spacing ), Top Rail, Eye Tops, Tie Wires. Add For Terminal Post, Below.**

PN	Height	Framework		Fabric	Price		Est. Weight
		Line Post	Top Rail		450' +	1-449'	
N	3'	1 7/8"	1 5/8"	<b>PVC 9 Ga</b>			4.1 lbs
N	3 1/2'	1 7/8"	1 5/8"				4.6 lbs
N	4'	1 7/8"	1 5/8"				5.1 lbs
N	5'	1 7/8"	1 5/8"				6.1 lbs
64-V3X72	6'	1 7/8"	1 5/8"				6.5 lbs
64-V3X84	7'	2 3/8"	1 5/8"	<b>PVC 9 Ga</b>			8.0 lbs
64-V3X96	8'	2 3/8"	1 5/8"				9.0 lbs
64-V3X10	10'	2 3/8"	1 5/8"				10.5 lbs
64-V3X12	12'	2 3/8"	1 5/8"				12.0 lbs
64-V3B61	6+1	1 7/8"	1 5/8"	<b>PVC 9 Ga</b>			7.0 lbs
64-V3B71	7+1	2 3/8"	1 5/8"				8.5 lbs
64-V3B81	8+1	2 3/8"	1 5/8"				9.0 lbs

**2-3/8" Structural Weight Terminal Post / Complete With Fittings**

Description	Fence Height					
	3'	3-1/2'	4'	5'	6'	6+1
<b>End~Gate Post</b>	66-EP236	66-EP242	66-EP248	66-EP260	66-EP272	66-EP26X
<b>Corner Post</b>	66-CP236	66-CP242	66-CP248	66-CP260	66-CP272	66-CP26X
<b>Hook Up</b>	77-HU238	77-HU238	77-HU238	77-HU238	77-HU238	77-HU238
<b>Latch Post</b>						

**2-7/8" Structural Weight Terminal Post / Complete With Fittings**

Description	Fence Height							
	6'	7'	8'	10'	12'	6+1'	7+1'	8+1'
<b>End ~ Gate Post</b>	66-EP372	66-EP284	66-EP296	66-EP310	66-EP312	66-EP261	66-EP271	66-EP281
<b>Corner Post</b>	66-CP372	66-CP284	66-CP296	66-CP310	66-CP312	66-CP261	66-CP271	66-CP281
<b>Hook Up</b>	77-HU278	77-HU278	77-HU278	77-HU278	77-HU278	77-HU278	77-HU278	77-HU278
<b>Latch Post</b>								

Horizontal Brace		Highway Brace		Diagonal Brace	
Price	Part #	Price	Part #	Price	Part #
	75-HZ010		75-HWY21		75-DT010

**\* Wholesale**

**Nov, 2014**

**SCHEDULE 40**  
**\* Complete Line Fence**  
Heavy Industrial Grade

**COMPLETE PRICE PER LINEAL FOOT / INCLUDES: Chain Link Fence, Line Post ( for 10' max. spacing ), Top Rail, Eye Tops, Tie Wires. Add For Terminal Post, Below.**

PN	Height	Framework		Fabric	Price		Est. Weight
		Line Post	Top Rail		450' +	1-449'	
N	3'	1-7/8"	1-5/8"	<b>11 Ga Galvanized</b>			4.8 lbs
N	3 1/2'	1-7/8"	1-5/8"				5.2 lbs
N	4'	1-7/8"	1-5/8"				6.0 lbs
N	5'	1-7/8"	1-5/8"				7.0 lbs
68-02X72	6'	1-7/8"	1-5/8"				7.5 lbs
68-02XXX	6'	2 3/8"	1-5/8"	<b>11 Ga Galvanized</b>			8.6 lbs
68-02X84	7'	2 3/8"	1-5/8"				10.0 lbs
68-02X96	8'	2 3/8"	1-5/8"				10.5 lbs
68-02X10	10'	2 3/8"	1-5/8"				12.0 lbs
68-02X12	12'	2 3/8"	1-5/8"				13.5 lbs
68-02B61	6+1	1-7/8"	1-5/8"	<b>11 Ga Galvanized</b>			8.0 lbs
68-02BXX	6+1	2 3/8"	1-5/8"				9.0 lbs
68-02B71	7+1	2 3/8"	1-5/8"				10.5 lbs
68-02B81	8+1	2 3/8"	1-5/8"				11.0 lbs

N	3'	1-7/8"	1-5/8"	<b>9 Ga Galvanized</b>			5.2 lbs
N	3 1/2'	1-7/8"	1-5/8"				5.7 lbs
N	4'	1-7/8"	1-5/8"				8.0 lbs
N	5'	1-7/8"	1-5/8"				8.5 lbs
69-03X72	6'	1-7/8"	1-5/8"				9 lbs
69-03XXX	6'	2 3/8"	1-5/8"	<b>9 Ga Galvanized</b>			10 lbs.
69-03X84	7'	2 3/8"	1-5/8"				11.5 lbs
69-03X96	8'	2 3/8"	1-5/8"				12.5 lbs
69-03X10	10'	2 3/8"	1-5/8"				14.5 lbs
69-03X12	12'	2 3/8"	1-5/8"				17.0 lbs
69-03B61	6+1	1-7/8"	1-5/8"	<b>9 Ga Galvanized</b>			9.5 lbs
69-03BXX	6+1	2 3/8"	1-5/8"				10.5 lbs
69-03B71	7+1	2 3/8"	1-5/8"				12.0 lbs
69-03B81	8+1	2 3/8"	1-5/8"				13.0 lbs

**Slatted Fence**  
**Prewoven 2-1/2" Plastic Slats**

P/N	Height	Framework		Stap-Lok		View Blocking Slat ( VBS )		Est. Weight
		Line Post	Top Rail	450' +	1-449'	450' +	1-449'	
71-S4X72	6'	1-7/8"	1-5/8"					10.0 lbs
71-S4XXX	6'	2 3/8"	1-5/8"					11.7 lbs
71-S4X84	7'	2 3/8"	1-5/8"					13.5 lbs
71-S4X96	8'	2 3/8"	1-5/8"					14.5 lbs
71-S4B61	6+1	1-7/8"	1-5/8"					11.0 lbs
71-S4BXX	6+1	2 3/8"	1-5/8"					12.0 lbs
71-S4X84	7+1	2 3/8"	1-5/8"					14 lbs
71-S4X96	8+1	2 3/8"	1-5/8"					15 lbs

Bottom Tension Wire: Add \$0.06

(1) Prewoven Slat Fence 2 1/4" Plastic Slats / Color: Green, Brown, White, Silver, Black, Beige, Redwood.

**\* Wholesale**

**Feb, 2014**

**SCHEDULE 40 ~ Continued**

PN	Height	Framework		9 Ga PVC		8 Ga PVC (1)		Est. Weight
		Line Post	Top Rail	450' +	1-449'	450' +	1-449'	
N	3'	1-7/8"	1-5/8"					4.8 lbs
N	3 1/2'	1-7/8"	1-5/8"					5.0 lbs
N	4'	1-7/8"	1-5/8"					6.2 lbs
N	5'	1-7/8"	1-5/8"					7.2 lbs
70-V3X72	6'	1-7/8"	1-5/8"					7.7 lbs
70-V3X72	6'	2 3/8"	1-5/8"					8.7 lbs
70-V3X84	7'	2 3/8"	1-5/8"					10.0 lbs
70-V3X96	8'	2 3/8"	1-5/8"					10.9 lbs
70-V3X10	10'	2 3/8"	1-5/8"					12.7 lbs
70-V3X12	12'	2 3/8"	1-5/8"					14.6 lbs
70-V3B61	6+1	1-7/8"	1-5/8"					8.2 lbs
70-V3BXX	6+1	2 3/8"	1-5/8"					9.1 lbs
70-V3B71	7+1	2 3/8"	1-5/8"					10.3 lbs
70-V3B81	8+1	2 3/8"	1-5/8"					11.2 lbs

(1) = 11 ga Core, 8 ga Finish - Extruded ASTM F 668-98 Cl. 2A  
Bottom Tension Wire: Add \$0.06 P/Ft.

**2-3/8" SCH. 40 TERMINAL POST / Complete With Fittings**

Description	Fence Height					
	3' H	3-1/2' H.	4' H	5' H	6' H	6+1' H
<b>End Post</b>	72-EP236	72-EP242	72-EP248	72-EP260	72-EP272	72-EP26X
<b>Corner Post</b>	72-CP236	72-CP242	72-CP248	72-CP260	72-CP272	72-CP26X
<b>Hook Up</b>	77-HU238	77-HU238	77-HU238	77-HU238	77-HU238	77-HU238
<b>Latch Post</b>						

**2-7/8" SCH. 40 TERMINAL POST / Complete With Fittings**

Description	Fence Height							
	6' H	7' H	8' H	10' H	12' H	6+1' H	7+1' H	8+1' H
<b>End Post</b>	72-EP372	72-EP284	72-EP296	72-EP210	72-EP212	72-EP261	72-EP271	72-EP281
<b>Corner Post</b>	72-CP372	72-CP284	72-CP296	72-CP210	72-CP212	72-CP261	72-CP271	72-CP281
<b>Hook Up</b>	77-HU278	77-HU278	77-HU278	77-HU278	77-HU278	77-HU278	77-HU278	77-HU278
<b>Latch Post</b>								

**4" Sch 40 TERMINAL POST / Complete With Fittings**

Description	Fence Height							
	6' H	7' H	8' H	10' H	12' H	6+1' H	7+1' H	8+1' H
<b>End Post</b>	72-EP472	72-EP484	72-EP496	72-EP410	72-EP412	72-EP461	72-EP471	72-EP481
<b>Hook Up</b>								

**\* Wholesale**

**Feb, 2014**

**SCHEDULE 40 ~ Continued**

**6-5/8" Sch. 40 TERMINAL POST / Complete With Fittings**

Description	Fence Height							
	6'	7'	8'	10'	12'	6+1'	7+1'	8+1'
<b>End Post</b>								
<b>Hook Up</b>								

**SCH. 40 BRACE ASSEMBLIES ~ Complete**

Horizontal Brace		DOT Highway Brace		Diagonal Brace	
Price	Part #	Price	Part #	Price	Part #
	76-HZ010	\$52.26	76-HWY21		76-DT010

