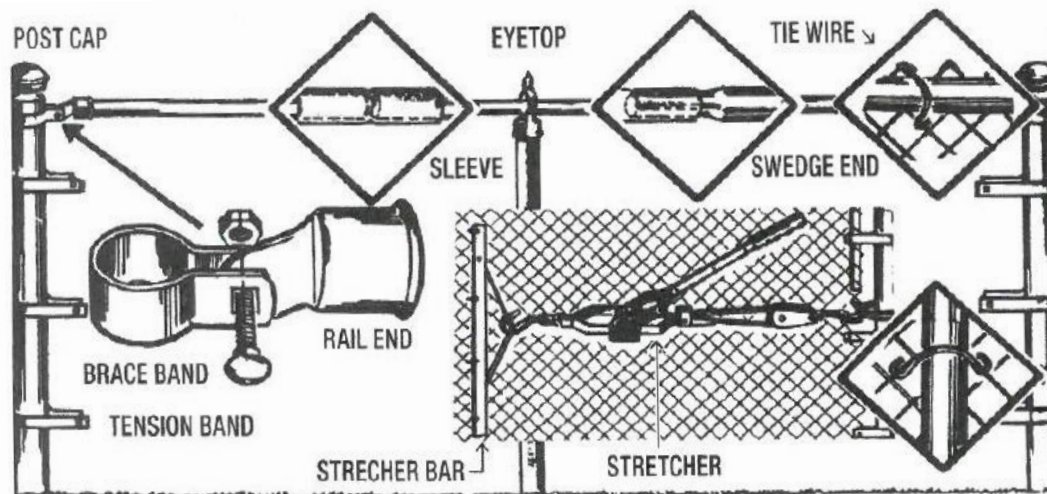


Chain Link Fence Fittings



POST CAPS
Die Cast Aluminum



Size	Part #	P/Sack	Wt.	Full Sack	Less Sack
1-3/8"	PC-DC138	350	0.07		
1-5/8"	PC-DC158	350	0.10		
1-7/8"	PC-DC178	250	0.11		
2-3/8"	PC-DC238	150	0.15		
2-7/8"	PC-DC278	150	0.20		


Pressed Steel



Size	Part #	P/Sack	Wt.	Full Sack	Less Sack
1-3/8"	PC-PS138	100	0.07		
1-5/8"	PC-PS158	100	0.10		
1-7/8"	PC-PS178	100	0.11		
2-3/8"	PC-PS238	50	0.15		
2-7/8"	PC-PS278	50	0.20		
3-1/2"	PC-PS350	25	0.55		
4"	PC-PS400	25	1.00		
4-1/2"	PC-PS450	25	1.2		
6-5/8"	PC-PS658	10	3.3		

Malleable

Size	Part #	P/Sack	Wt.	Full Sack	Less Sack
6-5/8"	PC-CI658	4	6.6		
8-5/8"	PC-CI858	4	10.4		



WELD ON POST CAPS

Size	Part #	P/Sack	Wt.	Full Sack	Less Sack
1 3/8"	PC-WL138	200	0.04		
1 5/8"	PC-WL158	200	0.05		
1 7/8"	PC-WL178	200	0.07		
2 3/8"	PC-WL238	100	0.13		



SQUARE POST CAPS

Size	Part #	P/Sack	Wt.	Full Sack	Less Sack
2" X 2"	PC-SQ200	100	0.097		
2 1/2" X 2 1/2"	PC-SQ250	100	0.127		
3" X 3"	PC-SQ300	100	0.224		
4" X 4"	PC-SQ400	50	0.264		
6" X 6"	PC-SQ600	20	0.730		

ALUMINUM POST PLUG -
For Medium Weight Tubing



Size	Part #	P/Sack	Wt.	Full Sack	Less Sack
1 3/8"	PP-SC138	100	0.058		
1 5/8"	PP-SC158	100	0.094		
1 7/8"	PP-SC178	100	0.111		
2 3/8"	PP-SC238	100	0.174		

RAIL ENDS
Die Cast Aluminum



Size	Part #	P/Sack	Wt.	Full Sack	Less Sack
1-3/8"	RE-DC138	500	0.13		
1-5/8"	RE-DC158	250	0.18		

Pressed Steel



Size	Part #	P/Sack	Wt.	Full Sack	Less Sack
1-3/8"	RE-PS138	100	0.14		
1-5/8"	RE-PS158	100	0.39		
1-7/8"	RE-PS178	50	0.51		
2-3/8"	RE-PS238	50	0.40		

Two Hole Rail Ends

Size	Part #	P/Sack	Wt.	Full Sack	Less Sack
1-5/8"	RE-PS2H5	100	0.47		
1-7/8"	RE-PS2H7	100	0.50		
2-3/8"	RE-PS2H3	50	0.75		

Flat Back Rail End - PS




Size	Part #	P/Sack	Wt.	Full Sack	Less Sack
1-5/8"	RE-WD158	100	0.35		

TOP RAIL SLEEVES



Size	Part #	P/Sack	Wt.	Full Sack	Less Sack
1-3/8 X 6"	SL-13806	100	0.45		
1-5/8 X 6"	SL-15806	50	0.62		
1-5/8" X 7"	SL-15807	100	0.72		
1-7/8 X 7"	SL-17807	50	0.78		
1-5/8" Sleeve	< New Oct. 24				
+ Expansion Spring	SL-158EX				



TENSION BARS

Tension Bars - 3/16 X 5/8 (A)

Full Sack Less

	Part #	P/Sack	Wt.
3'	TB-A0036	25	0.9
3-1/2'	TB-A0042	25	1.1
4'	TB-A0048	25	1.3
5'	TB-A0060	25	1.6
6'	TB-A0072	25	1.9

Tension Bars - 3/16 X 3/4 (B)

4'	TB-B0048	25	1.5
5'	TB-B0060	25	1.9
6'	TB-B0072	25	2.3
7'	TB-B0084	25	2.7
8'	TB-B0096	25	3.1

Tension Bars - 1/4 X 3/4 (C)

6'	TB-C0072	25	3.1
7'	TB-C0084	25	3.6
8'	TB-C0096	25	4.6
10'	TB-C0120	25	5.2
12'	TB-C0144	25	6.3




BRACE BANDS

Regular Brace Bands - 12 ga. X 3/4"

1-3/8"	BB-LW138	250	0.1
1-5/8"	BB-LW158	250	0.2
1-7/8"	BB-LW178	250	0.2
2-3/8"	BB-LW238	250	0.2
2-7/8"	BB-LW278	200	0.3
3-1/2"	BB-LW350	100	0.3
4"	BB-LW400	100	0.4

Heavy Brace Bands - 1/8" X 1"

1-3/8"	BB-HV138	125	0.2
1-5/8"	BB-HV158	125	0.3
1-7/8"	BB-HV178	125	0.3
2-3/8"	BB-HV238	125	0.3
2-7/8"	BB-HV278	125	0.4
3-1/2"	BB-HV350	100	0.5
4"	BB-HV400	100	0.5
4-1/2"	BB-HV450	50	0.6
6-5/8"	BB-HV658	50	0.8
8-5/8"	BB-HV858	50	1.0



SQUARE BRACE BANDS

Regular 12 ga. X 3/4"

	Part #	P/Sack	Wt.	Full Sack	Less Sack
1 1/2"	BB-SQ150	50	0.3		
2"	BB-SQ200	50	0.3		
2 1/2"	BB-SQ250	50	0.4		
3"	BB-SQ300	50	0.4		
4"	BB-SQ400	50	0.50		
6"	BB-SQ600	50	0.7		



2 WAY BRACE BANDS

1-7/8" 180 °	BB-LX180	100	0.23
2-3/8" 180 °	BB-LX280	100	0.26
2-7/8" 180 °	BB-LX380	100	0.30
4" 180 °	BB-LW480	100	0.40



TENSION BANDS - Regular


Regular Tension Bands - 14 ga. X 3/4"

1-3/8"	TB-LW138	250	0.12
1-5/8"	TB-LW158	250	0.15
1-7/8"	TB-LW178	250	0.16
2-3/8"	TB-LW238	250	0.18
2-7/8"	TB-LW278	200	0.23
3-1/2"	TB-LW350	100	0.26
4"	TB-LW400	100	0.30

Heavy Tension Bands - 1/8" X 1"

1-3/8"	TB-HV138	125	0.26
1-5/8"	TB-HV158	125	0.3
1-7/8"	TB-HV178	125	0.34
2-3/8"	TB-HV238	125	0.40
2-7/8"	TB-HV278	125	0.45
3-1/2"	TB-HV350	100	0.53
4"	TB-HV400	100	0.60
4-1/2"	TB-HV450	100	0.66
6-5/8"	TB-HV658	50	0.85
8-5/8"	TB-HV858	50	1.10

SQUARE TENSION BANDS -
Regular 14 ga. X 3/4"



	Part #	P/Sack	Wt.	Full Sack	Less Sack
1 1/2"	TB-SQ150	50	0.23		
2"	TB-SQ200	50	0.28		
2 1/2"	TB-SQ250	50	0.33		
3"	TB-SQ300	50	0.38		
4"	TB-SQ400	50	0.30		
6"	TB-SQ600	50	0.65		



CARRIAGE BOLTS - With Nut

	Part #	P/Sack	Wt.	Case Price	Box Price
5/16 X 1-1/4	CB-31125	2000	0.06		
5/16 X 1-1/2	CB-31150	1000	0.06		
5/16 X 2	CB-31200	1000	0.06		
5/16 X 2-1/4	CB-31225	1000	0.06		
5/16 X 2-1/2	CB-31250	1000	0.07		
3/8 X 1-1/4	CB-38125	1000	0.07		
3/8 X 1-1/2	CB-38150	1000	0.08		
3/8 X 1-3/4	CB-38175	1000	0.09		
3/8 X 2	CB-38200	1000	0.10		
3/8 X 2-1/4	CB-38225	1000	0.11		
3/8 X 2-1/2	CB-38250	1000	0.12		
3/8 X 3	CB-38300	1000	0.14		
3/8 X 3-1/2	CB-38350	1000	0.15		
5/16" x 1-1/4"	CB-B1125	Black	1000		
3/8" x 1 1/4"	CB-B3125	Black	1000		
3/8" x 2"	CB-B3120	Black	1000		
5/16" x 1-1/4"	CB-G1125	Green	100		
5/16" x 1-1/4"	CB-BN125	Brown	100		



EYE TOPS

Die Cast Aluminum

1-5/8 X 1-3/8	ET-DC153	200	0.16		
1-7/8 X 1-3/8	ET-DC173	100	0.18		
1-7/8 X 1-5/8	ET-DC175	100	0.22		
2-3/8 X 1-5/8	ET-DC235	100	0.25		

Pressed Steel

1-5/8 X 1-3/8	ET-PS153	100	0.21		
1-5/8 X 1-5/8	ET-PS155	100	0.32		
1-7/8 X 1-3/8	ET-PS173	100	0.25		
1-7/8 X 1-5/8	ET-PS175	100	0.27		
-7/8 X 1-5/8 Hv	ET-HV175	100	0.41		
2-3/8 X 1-5/8	ET-PS235	50	0.43		
2-7/8 X 1-5/8	ET-PS275	50	0.75		
4" X 1-5/8	ET-PS400	25	2.10		

ONE PIECE 45 DEGREE
Barb Arm Regular



1-5/8 X 1-5/8	OP-BA155	25	1.7
1-7/8 X 1-5/8	OP-BA175	25	2.3
2-3/8 X 1-5/8	OP-BA235	25	2.5
2-7/8 X 1-5/8	OP-BA275	25	1.8

VERTICAL BARB ARM



1-5/8"	OP-BV155	25	1.70
1-7/8"	OP-BV175	25	1.76
2-3/8"	OP-BV235	25	1.92

"V" BARB ARM



1-7/8"	OP-VA175	25	2.75
2-3/8"	OP-VA235	25	3.00

BARB BASE - Pressed Steel



1 7/8 x 1 5/8"	BB-PS175	50	0.75
2 3/8 x 1 5/8"	BB-PS235	50	0.88
2 7/8 x 1 5/8"	BB-PS275	50	1.25
S-Slot Blade	EA-BOSST	50	0.86

UNIVERSAL BARB BRACKET



EA-BOUNV	50	0.23
----------	----	------

CORNER EXTENSION ARM
Pressed Steel



2-3/8"	CE-APS23	10	5.2
2-7/8"	CE-APS27	10	5.5
4"	CE-APS04	10	4.01

Malleable

2-3/8"	CE-AM238	5	4.00
2-7/8"	CE-AM278	5	5.00
4"	CE-AM400	5	7.60

"V" Corner Arm - PS



2-3/8"	CE-APV23	5	5.95
2-7/8"	CE-APV27	5	6.15

"V" Corner Arm - Malleable

2-3/8"	CE-VA238	5	7.00
2-7/8"	CE-VA278	5	8.00
4"	CE-VA400	5	10.60

Q.O.R. Q.O.R.

TIE WIRES



9 Ga Aluminum	PN	Case	Full Case	Less Box
9 Ga. x 6-1/2" #13	AL-FT650	3700		
9 Ga. x 8-1/4" #16	AL-FT825	3100		
9 Ga. x 11" #17	AL-FT110	1000		
9 Ga. x 13"	AL-FT130	1000		
6 Ga. x 6-1/2"	AL-FT665	1000		
6 Ga. X 8-1/2"	AL-FT685	1000		

Steel Ties

11 ga x 6-1/2"	ST-11650	2000		
11 ga x 8 1/4"	ST-11825	1500		
11 ga x 11"	ST-11110	1000		
9 ga x 6 1/2"	ST-09650	1000		
9 ga x 8 1/4"	ST-09825	1000		
9 ga x 12"	ST-09012	1000		

PVC Tie Wires - "Steel"

BK = Black, GR = Green, BN = Brown

6-1/2"	VT-___650	1400	.03 lbs
8-1/4"	VT-___850	1000	.04 lbs
9-1/2"	VT-BK950	1000	.04 lbs
11"	VT-BK110	1000	.05 lbs

PVC Tie Wires - "Heavy Aluminum" .114 / .188"

6-1/2"	VT-47650	2400	.018 lbs
8-1/4"	VT-47825	1700	.0218 lbs

HOG RINGS

	Case	P/Lbs
11 ga. Stl	HR-11GAS	25 lbs 127 P/lbs
9 ga. Stl	HR-9CLS3	25 lbs 88 P/lbs.
12 1/2 Ga Stl	HR-12GAS	25 lbs 224 P/lbs.
9 ga. Alum.	HR-09ALU	1 lbs 264 P/lbs.
PVC 9 ga	HR-009__	25 163 P/lbs.

TENSION WIRE



Price Per Coil

	100 lbs	50 lbs	25 lbs	10 lbs
9 Ga Galvanized				
17' Per lbs.	TW-9G100	TW-9G050	TW-9G025	TW-9G010
7 Ga Galv. Marcellled				
11-1/2 p/lbs	20-07312	20-07313	20-07314	
9 Ga BLACK PVC				
25' Per lbs	TW-9B100	TW-9B050	TW-9B025	TW-9B010
6 GA BLACK PVC - MARCELLED				
	21-BL610			

Barb Wire ~ "4" Point

		1320'	660'
		Full Spool	Half Spool
Commercial	18-10480	84 lbs	
Class III	17-C3405	86 lbs	
Aluminized	17-AZ405	82 lbs	
PVC	92-V1245	62 lbs	
Aluminum	91-A1345	47 lbs	



BARB WIRE RATCHET

BB-URCHT 25

TRUSS RODS

8'	TT-GR096	25	2.6
10-1/2'	TT-GR126	25	3.4
12'	TT-GR144	25	3.9
14'	TT-GR168	25	4.5
20'	TT-GR240	25	6.5



TRUSS ROD TIGHTNERS

TT-PS001 100 0.59



TURNBUCKLES

Eye & Eye 3/8"

Malleable	TB-EE6MA	10	0.50	Q.O.R.	Q.O.R.
Aluminum	TB-EE6AL	10	0.36		



CHAIN - Galvanized

Untested

5/16" CH-GALUT 1.15 \$1.95



SIGN MOUNT BRACKETS

2 3/8" X 1" 50 0.36



CORRAL FITTINGS

Universal Post Plate


CF-UNIPL 0.33



Dual Post Cap

CF-DULPC 0.70





FLANGE PLATE ~ Galvanized

			Full Sack	Less Sack
3 X 6 X 1/4"	FP-02536	10	1.1	
6 X 6 X 1/4"	FP-02566	10	2.3	
8 X 8 X 1/2"	FP-05088	10	8.4	
WELDED FLANGE PLATE - (Add for Post)				
3 X 6 X 1/4"	FP-02536	10		
6 X 6 X 1/4"	FP-02566	10		
8 X 8 X 1/2"	FP-05088	10		



MALLEABLE FLOOR FLANGE

1-7/8"	FF-MA178	10	4.10	
2-3/8"	FF-MA238	10	5.00	
2-7/8"	FF-MA278	10	6.2	



PIPE SUPPORT CLAMPS - 3/4" Hole

2 3/8"	CL-PS238	10	2.6	
2 7/8"	CL-PS278	10	2.7	



CONCRETE ANCHOR BOLTS 1/2"

2-3/4"	AB-12234	50	0.21	
3-3/4"	AB-12334	50	0.24	



U - BOLTS 1/2" Galvanized

1-7/8"	UB-17550	50	0.5	
2 3/8"	UB-23850	50	0.6	
2-7/8"	UB-27850	50	0.6	
4"	UB-40050	50	0.7	



WOOD TO STEEL ADAPTER -

* Line Post				
1-7/8"	WS-AB178	50	0.80	
2-3/8"	WS-AB238	25	0.84	
2-7/8"	WS-AB278	50	1.05	

*** Adjustable Line Post Adapter**

1-7/8"	WS-AJ178	50	0.80	
2-3/8"	WS-AJ238	50	0.84	



WOOD TO STEEL ADAPTER

* End Post				
1-7/8"	WS-EN178	50	0.82	
2-3/8" Left	WS-ENL23	50	0.86	
2-3/8" Right	WS-ENR23	50	0.86	



WOOD TO STEEL ADAPTER

* Corner Post				
1-7/8"	WS-CR178	50	1.24	
2-3/8"	WS-CR238	50	1.35	



2 X 4 WOOD CLIPS

15-2X4CL	200	0.02		
----------	-----	------	--	--



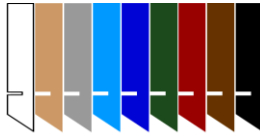
1/8" GALVANIZED PLATE

3" X 5"	FP-01835	25	0.5	
---------	----------	----	-----	--



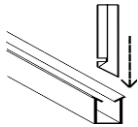
PERLIN CLAMPS

1-3/8" x 1/3/8"	PL-CL133	100	0.38	
1-5/8" x 1/3/8"	PL-CL153	100	0.42	
1-7/8" x 1-3/8"	PL-CL173	100	0.42	



V-I-P SLATS
 Vertical Insert Picket

Fence Ht	Advantage (Boxed) "W" Shape Single Thickness				Arrowlock (Bagged) Tube Slats ~ Extruded Flat			
	Price Per Box		P/N	Weight	Price Per Bag		P/N	Weight
3'	1-49	50 +	81-A__36	4.5 lbs	1.49	50 +	81-N__36	7.5 lbs
3-1/2'			81-A__42	5.3 lbs			81-N__42	8.8 lbs
4'			81-A__48	6.0 lbs			81-N__48	10.0 lbs
5'			81-A__60	7.5 lbs			81-N__60	13.0 lbs
6'			81-A__72	9.0 lbs			81-N__72	15.0 lbs
7'			81-A__84	10.5 lbs			81-N__84	18.0 lbs
8'			81-A__96	12.0 lbs			81-N__96	20.0 lbs
10' (4)			81-A__10	15.0 lbs			81-N__10	28.0 lbs
12' (4)			81-A__12	16.5 lbs			81-N__12	33.0 lbs
Additional Bottom Lock Strip 3'4" Long					Industrial Slat 2 1/4" Wide 6' 81-W (1) _____			



Bottom Channel Lock

Length: Slats Are Approximately 4" Shorter (+/- 1/4") Than Fence Height. 82 Slats Per Package.

(1) COLOR: GR = Green, BN = Brown, RW = Redwood, BK = Black, BG = Beige, SL = Silver, WH = White, DB = Dark Blue, BL = Blue

(2) 3', 42", 4', 5' & 6' Arrowlock Inventory Is 1-1/8" Wide - For 2" - 11 Ga. Chain Link. \$25.00 Set-Up For 1" - 9 Ga. Chain Link.

(3) 7', 8', 10' & 12' Arrowlock Is 1" Wide - For #9 Ga. Chain Link. \$25.00 Set-Up For 1-1/4" Wide For 11 ga.

(4) Non-Stock / Special Order Item.

*Exact representation of slat colors in printing is difficult. Please refer to actual color samples for final matching.

Winged Slats®

Slats Are 2" Shorter Than Fence Height ~ 82 Slats Per Bag.
 2" Mesh Chain Link; 11 or 9 Ga. No Locking Channel Required.

Height	Per Bag				
	1-49	50 +	P/N	Weight	
4 (1)			81-P__48	11 lbs	
5 (1)			81-P__60	13 lbs	
6			81-P__72	16 lbs	
7 (1)			81-P__84	18 lbs	
8 (1)			81-P__96	21 lbs	
(1) = Special Order Item ~ Lead Time Required COLORS: Green, GR; Brown, BN; Beige, BG; Black, BK. SPECIAL COLORS: 50 Bag Minimum Plus 35%					

Reflective Slats®

Height	Price Each	Weight	
4'		.30 lbs	
COLORS: Silver, 81-RSL48; Gold, 81-RGD48; Red, 81-RRD48			

Powder Coated "Black" Fence Fittings

(Add 15% For Green, Brown, White)



Size	P/N	P/Box	Full Sack	Less Sack
1 3/8"	TB-BK138	50		
1 5/8"	TB-BK158	100		
1-7/8"	TB-BK178	100		
2-3/8"	TB-BK238	100		
2-7/8"	TB-BK278	50		
4"	TB-BK400	50		
6 5/8"	TB-BK658	25		



Size	P/N	P/Box
1 3/8"	BB-BK138	100
1 5/8"	BB-BK158	100
1-7/8"	BB-BK178	100
2-3/8"	BB-BK238	100
2-7/8"	BB-BK278	50
4"	BB-BK400	50
6 5/8"	BB-BK658	25



Size	P/N	P/Box
1 3/8"	PC-BK138	25
1 5/8"	PC-BK158	25
1-7/8"	PC-BK178	25
2-3/8"	PC-BK238	25
2-7/8"	PC-BK278	25
4"	PC-BK400	25



Size	P/N	P/Box
1-3/8"	RE-BK138	50
1-5/8"	RE-BK158	50
1 5/8" 2 Hole	RE-BK2H5	50



Size	P/N	P/Box
1-5/8 X 1-3/8	ET-BK153	50
1-5/8 X 1-5/8	ET-BK155	50
1-7/8 X 1-3/8	ET-BK173	50
1-7/8 X 1-5/8	ET-BK175	25
2-3/8 X 1-5/8	ET-BK235	25
2-7/8 X 1-5/8	ET-BK275	25



Size	P/N	P/Box
1-7/8 X 1-5/8	OP-BK175	25
2 3/8 X 1 5/8	OP-BK235	25


Size	P/N	P/Box
1-7/8" Vertical	OP-BKV17	
2-3/8" Vertical	OP-BKV23	



Size	P/Box
2-3/8"	5
2-7/8"	5
4"	5



Size	P/N	P/Box
1-3/8"	SL-BK138	50
1-5/8"	SL-BK158	50



Size	P/N	P/Box
3'	TB-BK036	25
3-1/2'	TB-BK042	25
4'	TB-BK048	25
5'	TB-BK060	25
6'	TB-BK072	25
7'	TB-BK084	25
8'	TB-BK096	25
10'	TB-BK120	25
12'	TB-BK144	25

Powder Coat "BLACK" Fittings

(Add 15% For Green, Brown, White)

TRUSS RODS



Size	P/N	P/Box	Full Sack	Less Sack
10 1/2'	TT-BK126	25		
12'	TT-BK144	25		

TRUSS ROD TIGHTNER



TT-BK002	25
----------	----

PVC TIE WIRES ~ STEEL (Black, Green, Brown)



Size	P/N	P/Box	Case Price	Box Price
6 1/2"	VT-BK650	100		
8 1/4"	VT-BK850	100		

PVC TIE WIRES ~ Alum. .114/.188"

6-1/2" ~ Black Only	VT-47650
8-1/4" ~ Black Only	VT-47825

Carriage Bolt & Nut



Size	P/N	P/Box	Full Sack	Sack
Black 5/16 X 1-1/4	CB-B1125	100		
Black 3/8 X 1-1/4	CB-B3125	100		
Black 3/8" x 2"	CB-B31200	1000		
Green 5/16 X 1-1/4	CB-G1125	100		
Brown 5/16 X 1-1/4	CB-BN125	100		

BLACK SPRAY PAINT

Cardinal BK-12	BK-PAINT	\$8.01
----------------	----------	--------

TENSION WIRE - Smooth



9 Ga BLACK PVC	Price Per Coil			
	100 lbs	50 lbs	25 lbs	10 lbs

25' Per lbs

TW-9B100TW-9B05(TW-9B025TW-9B010

PVC HOG RING (Black, Green, Brown)



HR-009BK	152 P/lbs.	25 lbs
----------	------------	--------

**Domestic Fence Fittings
ASTM F 626**



POST CAPS - Pressed Steel

Size	P/N	P/Box	Full Sack	Less Sack
2-3/8"	PC-DM238	250		
2-7/8"	PC-DM278	125		
4"	PC-DM400	25		
6-5/8"	PC-DM658	25		



RAIL ENDS - Pressed Steel

1-5/8"	RE-DM158	100
1-7/8"	RE-DM178	50

2-HOLE RAIL END - Pressed Steel

1-5/8"	RE-DM215	100
1-7/8"	RE-DM217	100



EYE TOPS - Pressed Steel

1-7/8 X 1-5/8	ET-DM175	100
2-3/8 X 1-5/8	ET-DM235	50
2-7/8 X 1-5/8	ET-DM275	50



BRACE BANDS -

Heavy 1/8" X 1"

1-7/8"	BB-HV178	125
2-3/8"	BB-HV238	125
2-7/8"	BB-HV278	100
3-1/2"	BB-HV350	100
4"	BB-HV400	50
4-1/2"	BB-HV450	50
6-5/8"	BB-HV658	50
8-5/8"	BB-HV858	50



TENSION BANDS -

Heavy 1/8" X 1"

Size	P/N	P/Box	Full Sack	Less Sack
1-7/8"	TB-HV178	125		
2-3/8"	TB-HV238	125		
2-7/8"	TB-HV278	125		
3-1/2"	TB-HV350	100		
4"	TB-HV400	100		
4-1/2"	TB-HV450	100		
6-5/8"	TB-HV658	50		
8-5/8"	TB-HV858	50		



TOP RAIL SLEEVES

1-5/8 X 6"	SL-DM158	100
1-5/8" X 7"		100
1-7/8 X 7"	SL-DM178	50



ONE PIECE 45 Deg. BARB ARMS - PS

1-7/8 X 1-5/8	OP-DBA17	25
2-3/8 X 1-5/8	OP-DBA23	25
2-7/8 X 1-5/8	OP-DBA27	25



CORNER EXTENSION ARM - PS

2-3/8"	10
2-7/8"	10
4"	5



TRUSS TIGHTNERS

TT-DM001	100	0.59
----------	-----	------